







Gestures for Revit

Build					
Wall	Door	Window	Component	Structural column	
WA	DR	WN	CM	CL	
I	D	O	C	I Reversed	
Create			Draw		
Create group	Section	Room	Reference plane	Detail line	Model line
GP	SW	RM	RP	DL	LI
G	S	R	P	L	L Reversed
Annotation					
Aligned dimension	Edit witness lines	Tag by category	Text		
DI	ED	TG	TX		
Right	Left	Right Down	Up Left		
Modify					
Move	Copy	Offset	Rotate	Align	Trim/Extend to corner
MV	CO	OF	RO	AL	TR
/ Down	/ Up	\ Down	\ Up	A	Left Down
Modify					
Split element	Mirror - draw axis	Mirror - pick axis	Join geometry		
SL	DM	MM	JG		
X	Z	Z Reversed	J		



Gestures for Revit

Other					
					
Match type properties	Visibility/Graphics	Manage Links	Load Family		
MA	VG	ML	LK		
A Reversed	Triangle	/ Up Down	/ Down Up		